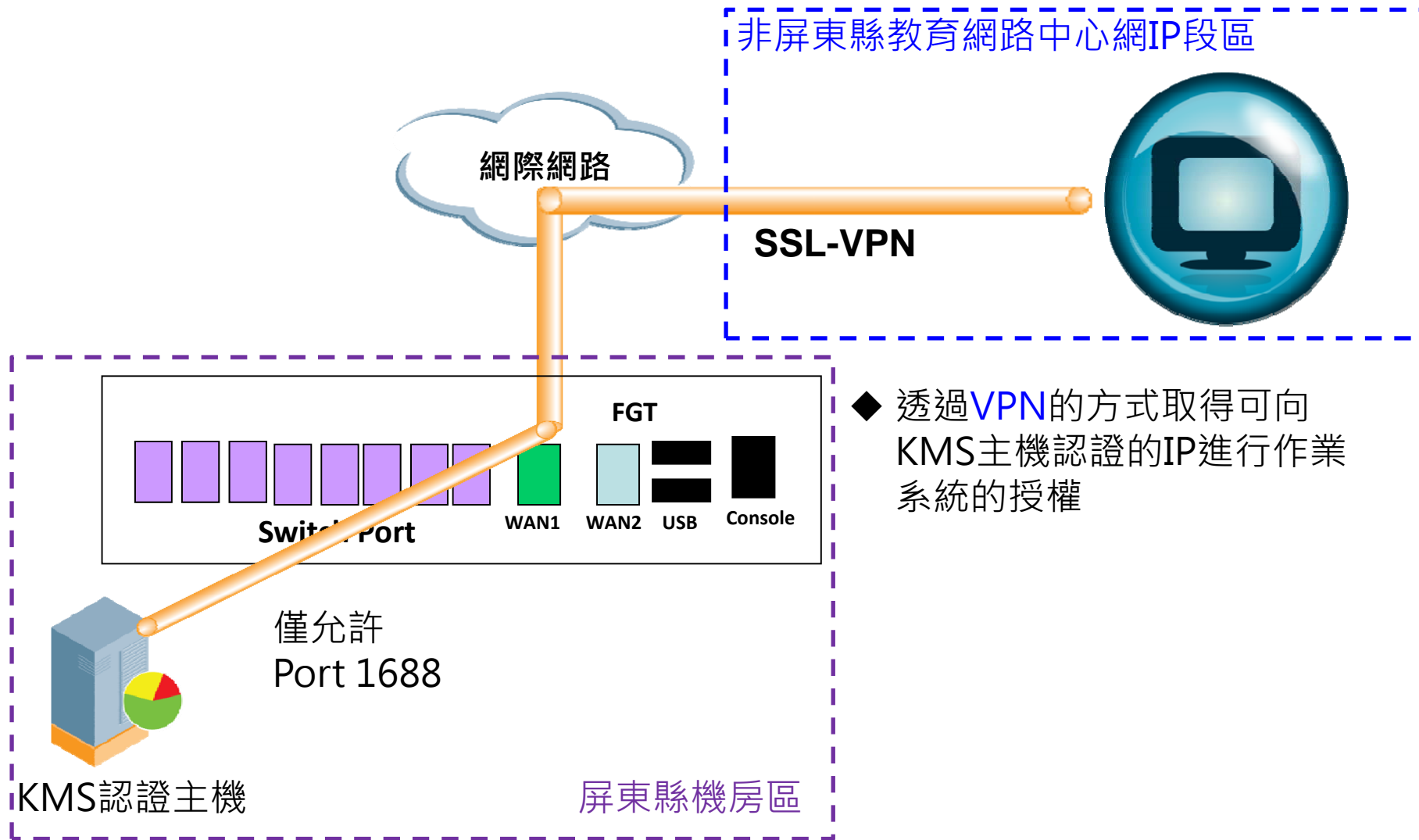
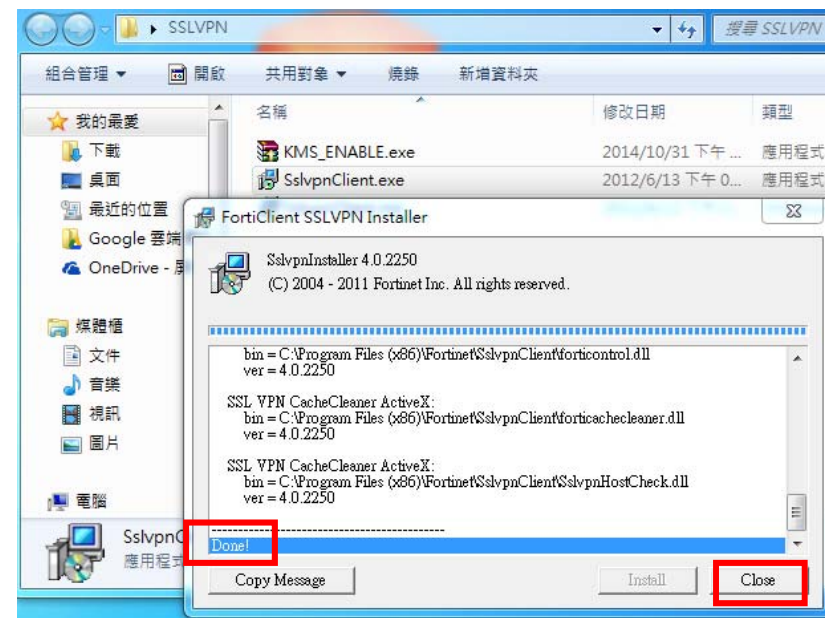
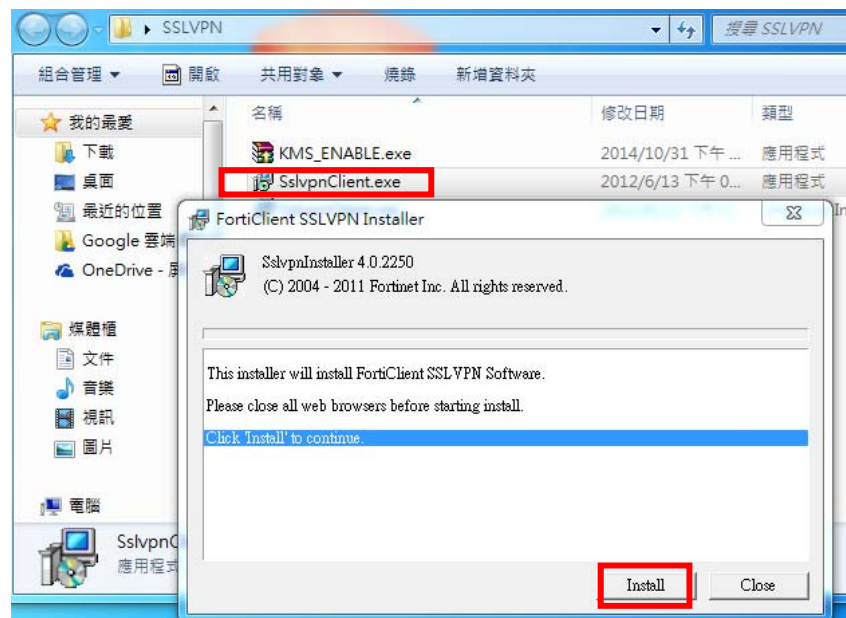


# SSL VPN架構示意圖

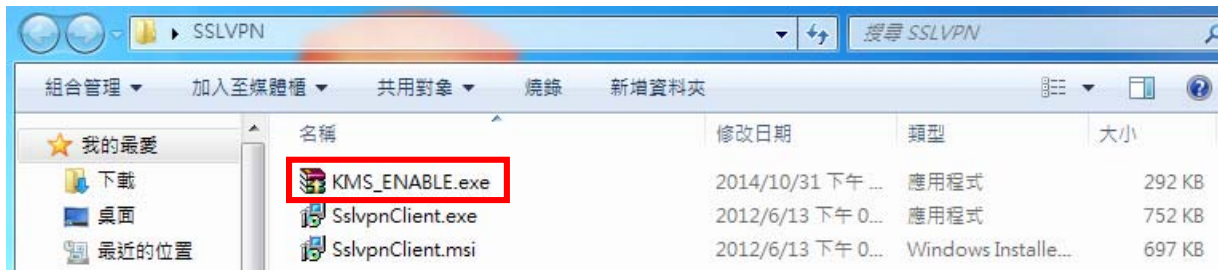


# KMS啟動程式使用說明

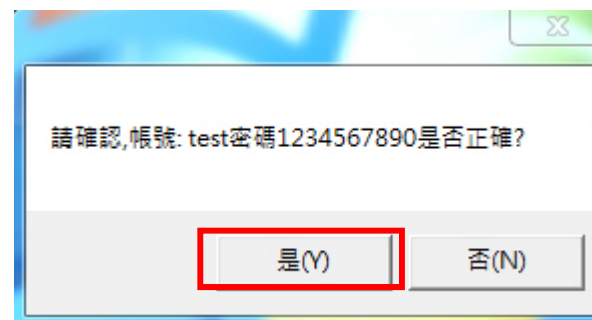
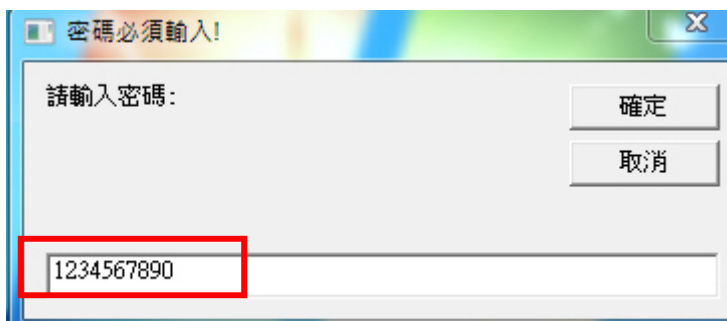
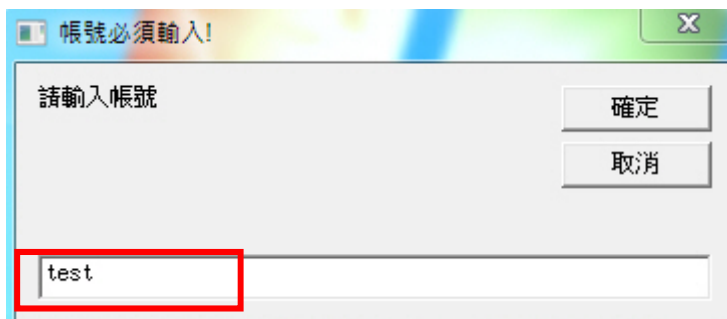
- 於ftp://ftp.ptc.edu.tw下載SSL VPN-KMS程式
- 安裝SslvpnClient.exe程式（務必安裝）
- 執行KMS\_ENABLE.exe程式，輸入帳號與密碼，帳號驗證後自動啟動KMS選單，選擇要啟動的作業系統或Office軟體



1、安裝VPN程式，點選SslvpnClient.exe完成程式的安裝



2、啟動KMS認證程式，點選 KMS\_ENABLE.exe，依序提示輸入VPN的帳號與密碼，



### 3、輸入欲啟動作業系統或Office軟體的編號

```
C:\Windows\System32\cmd.exe

PTC KMS Activation Menu
※ 1. Windows 8.1 \ 8
※ 2. Windows 7
※ 3. Offices 2013
※ 4. Offices 2010
※ 5. Exit

-----
請選擇:
```

```
C:\Windows\System32\cmd.exe

PTC KMS Activation Menu
※ 1. Windows 8.1 \ 8
※ 2. Windows 7
※ 3. Offices 2013
※ 4. Offices 2010
※ 5. Exit

-----
請選擇:2
Microsoft (R) Windows Script Host Version 5.8
Copyright (C) Microsoft Corporation 1996-2001. All rights reserved.

金鑰管理服務電腦名稱已成功設定為 kms.ptc.edu.tw。

Microsoft (R) Windows Script Host Version 5.8
Copyright (C) Microsoft Corporation 1996-2001. All rights reserved.

正在啟用 Windows(R) 7, Professional edition (b92e9980-b9d5-4821-9c94-140f632f6312) ...
產品已成功啟用。
請按任意鍵繼續 . . .
```

作業系統啟動成功的畫面

```
C:\Windows\System32\cmd.exe

PTC KMS Activation Menu
※ 1. Windows 8.1 \ 8
※ 2. Windows 7
※ 3. Offices 2013
※ 4. Offices 2010
※ 5. Exit

-----
請選擇:4
Microsoft (R) Windows Script Host Version 5.8
Copyright (C) Microsoft Corporation 1996-2001. All rights reserved.

-----Processing-----

Successfully applied setting.

-----Exiting-----
Microsoft (R) Windows Script Host Version 5.8
Copyright (C) Microsoft Corporation 1996-2001. All rights reserved.

-----Processing-----

Installed product key detected - attempting to activate the following product:
SKU ID: 92236105-bb67-494f-94c7-7f7a607929bd
LICENSE NAME: Office 14, OfficeVisioPrem-KMS_Client edition
LICENSE DESCRIPTION: Office 14, VOLUME_KMSCLIENT channel
Last 5 characters of installed product key: WX8BJ
<Product activation successful>

-----Exiting-----
請按任意鍵繼續 . . .
```

Office統啟動成功的畫面